


APHE CNC PRESS BRAKE



APHE CNC PRESS BRAKES

Fast, Easy to Use and Economic

Baykal **APHE** Press Brakes are designed to provide optimal productivity with low investment cost. Bending accuracy and repeatability are at least five times higher than a conventional press brake.

02 Easy to Operate

03 Optimal Productivity

04 Compact Design

01 Efficient and Economical



Cost Effective Bending Solution

Improved bending solutions and cost friendly optimal productivity are being offered by **APHE**. Rigidly welded, mono-block steel frame design provides minimum deflection under load.

Best Value

Robust Design

Easy to Use

Easy Transport

General Features

- Easy-to-use Touch Screen CNC system
- Ideal for multi-bending of complex forms
- Fully synchronised Y1-Y2 axes to $\pm 0.01\text{mm}$ via proportional valves and precision linear scales
- CNC controlled Backgauge system
- Euro-style top clamping
- Top tool: sectionalized gooseneck punch
- Bottom tool: sectionalized 4-V die
- Two front arms
- Block-type European hydraulics
- Dual footswitch console with emergency stop
- Side and rear safety gates

Optimum Solutions for Your Requirements


High Efficiency
Best Quality Components



APHE Press Brakes are ideal combination of cost efficiency and high productivity with low investment and operation cost. Thanks to its compact dimensions, APHE has a great advantage for transportation with low shipping costs. Besides economic advantages APHE series are equipped with high quality components.

Backgauge Options

Strong Structure
Minimum Maintenance



X Axes Backgauge:

- Travel on guides and ballscrew
- AC-Direct driven
- Range : 600 mm
- Speed : 150 mm/s

X-R Axes Backgauge:

- Travel on guides and ballscrew
- AC-Direct driven
- Range
 - X-axis : 600 mm
 - R-axis : 160 mm
- Travel speed (max)
 - X-axis : 150 mm/s
 - R-axis : 150 mm/s

Advance CNC Controller Options

Touch Screen
Extensive Database
User Friendly Interface

■ CYBELEC CybTouch 12 (Standard)



CybTouch 12 is intended specifically for synchronized press brakes. As the entire CybTouch numerical control range, CybTouch 12 features an intuitive touch screen user interface, offering a high integration of functions. Thanks to its large keys, online help, user-friendly software and many automatic functions that constantly guide the operator, CybTouch 12 is as powerful as it is easy to use.

CybTouch 12 is integrated into a sleek and modern housing specially designed to be attached to a swiveling arm, or can optionally also be delivered as a robust panel.

1
Compact

2
Easy Operating

3
Better Bending

4
Powerfull

- Large touchscreen, with vivid colors and high-contrast.
- Hand drawing TouchProfile function.
- Simple pages, clear display, large keys.
- Intuitive and user-friendly interface.
- Complete programming for efficient mass-production with multiple bends.
- Easy single bends thanks to the EasyBend page.
- Online help and interactive warning pop-up.
- Comfortable wireless software updating and data back-up using PC or Notebook.
- USB port for memory sticks.
- Large selection of languages available.
- Automatic bend sequence calculation. (Optional)

■ **DELEM 53-T**
(Optional)



DA-53T touch CNC control provides a modern compact and versatile solution for a wide range of press brake applications without compromising machine functionality. Offering easiest CNC programming based on the Delem graphical touch screen user interface.

- “Hot-key” touch navigation
- 10.1” high resolution color TFT
- Up to 4 axes (Y1,Y2 + 2 aux. axes)
- Crowning control
- Tool / material / product library
- Servo and frequency inverter control
- Advanced Y-axis control algorithms for closed-loop as well as open-loop valves.
- TandemLink (Optional)
- USB memory stick interfacing
- Profile-T offline software (Optional)

■ **ESA S630**
(Optional)



ESA S630 is the most powerful in its class. 10” touch screen with powerful graphic. All the performances of a high-level CNC in an economical and user-friendly controller. High-level graphic programming for easiness of use and sophisticated algorithms to make the most of your machine.

- Graphic colour 10” touch screen display (1024 x 600 pixels resolution).
- Up to 4 axes (Y1,Y2 + 2 aux. axes)
- Crowning control
- 128 MB silicon disk.
- Interactive 2d graphic editor for work-pieces and tools data entry
- 2D graphic display of machine frame, work-piece and tools
- Manual 2D graphic identification of the best bending sequence (Optional)

Correct needs for correct solutions

Better and easier solution with high quality components.



■ Back Light Barrier

Safety for rear of the machine body



■ Adjustable Front Support Arms

2 pieces on 3100 mm lenght
4 pieces on 4100 mm lenght



■ Security System (Optional)

Fiessler Akas laser light guard technology protects the fingers of operators and also is a compulsory necessity of Europe CE regulations

■ Crowning Options




■ Manual Crowning (Optional)



■ CNC Crowning (Optional)

Tools and Clamping System

Baykal offers high precision bending results with different type of tool options



—■ Baykal Euro Type Bottom Tool

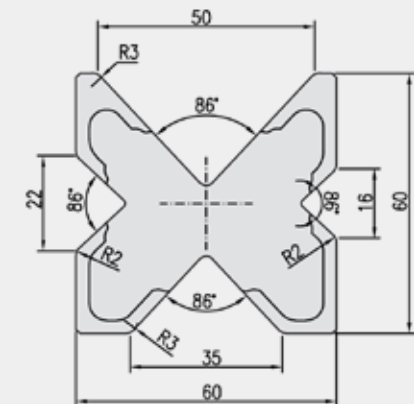
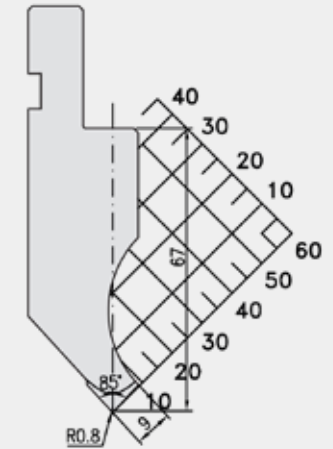


—■ Baykal Euro Type Top Tool and Clamping System

—■ Baykal Quick Release System (Optional)



—■ Baykal Multi V Bottom Tool (Optional)



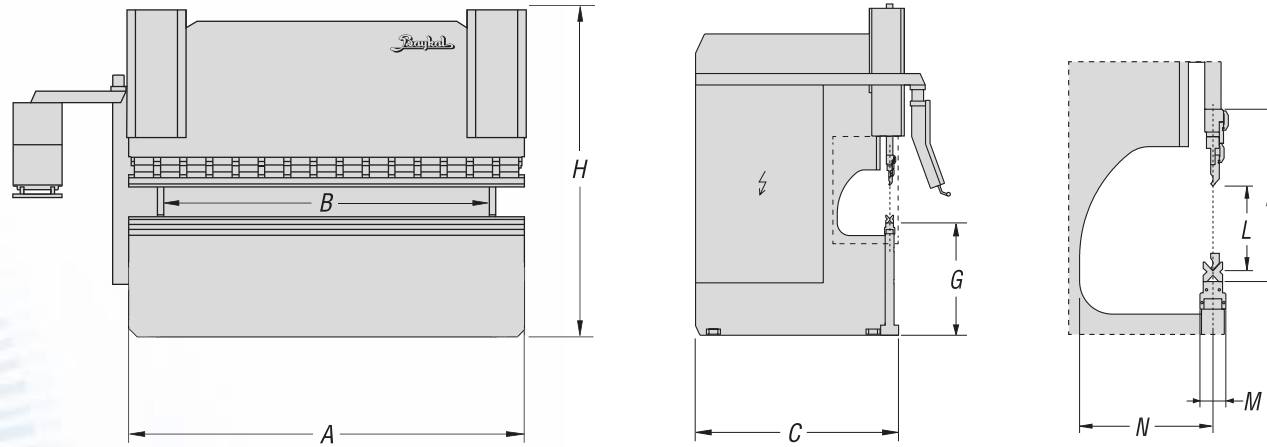


▪ **Standard Features and Equipment**

- 3 Axis motorized Y1 + Y2 + X, (R Manual)
- Cybtouch 12 Touch Screen CNC Controller
- Mechanical Crowning
- European Clamping System
- Top Tools: Sectioned 86° (HRC 52-55)
- Bottom Tools: Sectioned 4-V Die (HRC 52-55)
- Two Adjustable Front Support Arms
- Side Safety Covers
- Hydraulic Valve: Hawe (Hoerbiger)
- Precision Linear Scale Measurement : GIVI MISURE

▪ **Optional**

- 4 Axis motorized Y1 + Y2 + X + R
- Delem 53-T and ESA 630 Touch Screen CNC Controller
- CNC Crowning
- Manual Crowning
- Fiessler Akas Laser Finger Protection
- Quick Release
- Oil coolant
- Air condition
- Additional Finger Blocks



TECHNICAL DATA

TYPES	Capacity		Oil Tank Volume Lt	Speeds (mm/s)			X Axis Speed mm/s	X Axis Stroke mm	R Axis Stroke mm	Approx. Weight Ton	Bending Length		Slide Frame Width		Machine Height mm	Daylight Opening mm	Stroke mm	Table Width mm	Throat Gap mm					
	Ton	kW		Approach	Working	Return					A	B	C	G						H	K	L	M	N
APHE 31120	120	11	140	160	10	130	150	600	160	5.5	3100	2550	1185	850	2250	375	180	60	255					
APHE 31160	160	15	140	160	10	130	150	600	160	6.4	3100	2550	1185	850	2250	375	180	60	255					
APHE 31200	200	18.5	140	150	10	130	150	600	160	7.8	3100	2550	1325	850	2550	445	210	90	255					
APHE 41200	200	18.5	140	160	10	110	150	600	160	10	4100	3550	1325	850	2550	445	210	90	255					

•Design and specifications are subject to change without notice

Baykal

O.S.B. Lacivert Cd. 2.Sk. No.1/A 16140 Nilüfer BURSA/TURKEY

• T : +90 224 294 77 00 • F : +90 224 243 12 86

• E-mail : baykal@baykal.com.tr

   / BaykalMachinery